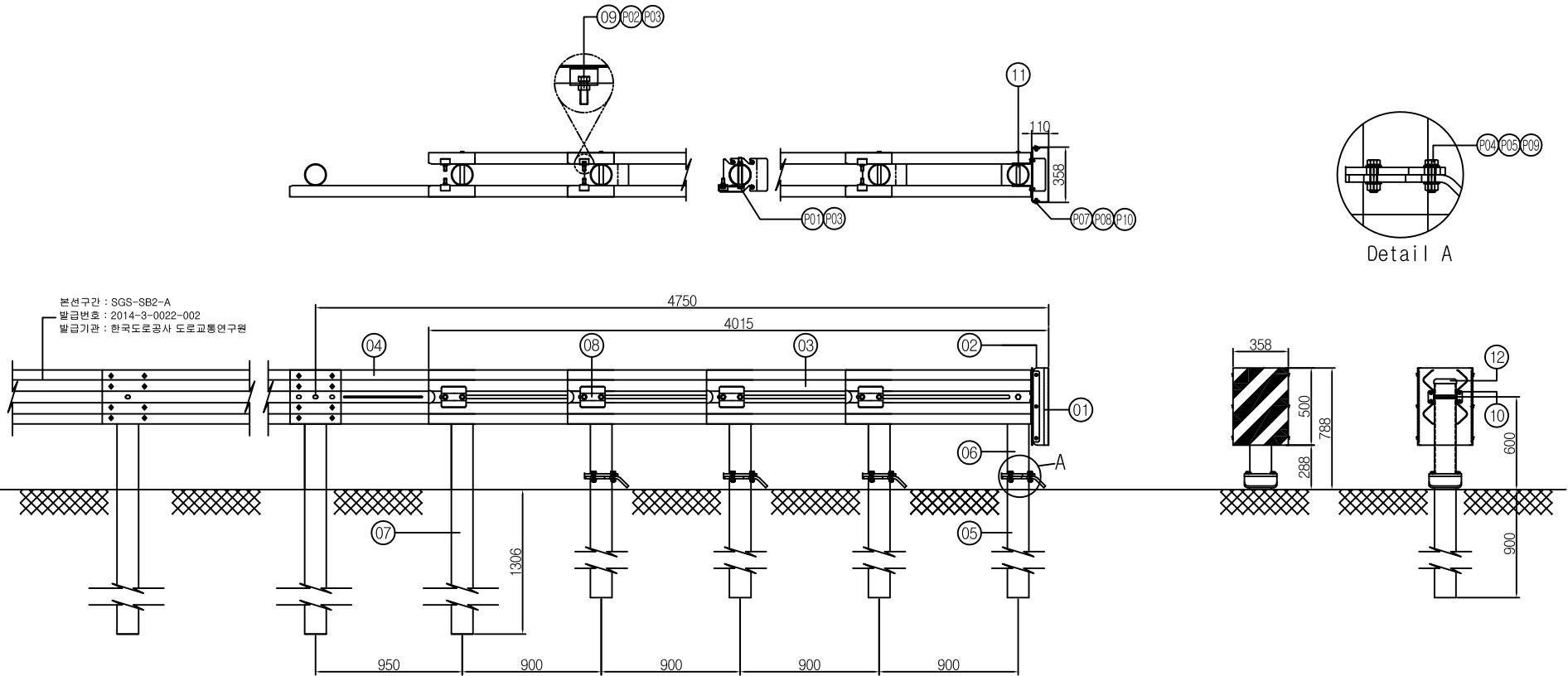


노측 성토부용 단부처리시설(ET1_2W_SA)

W358 x L4750 x H788

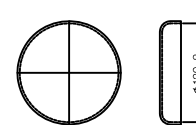
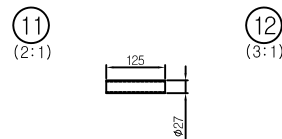
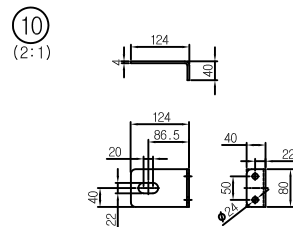
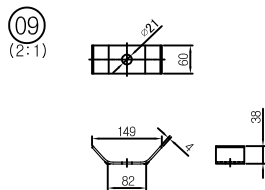
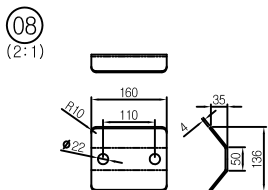
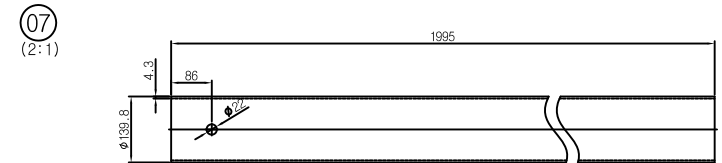
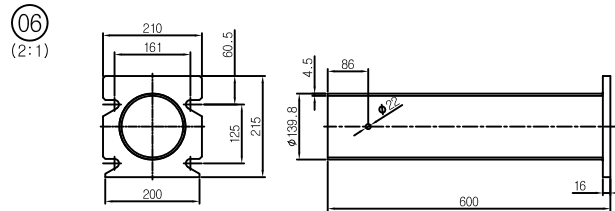
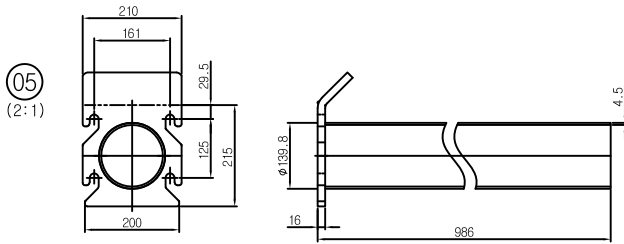
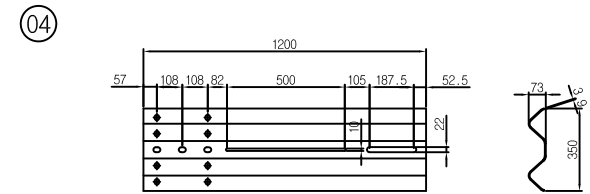
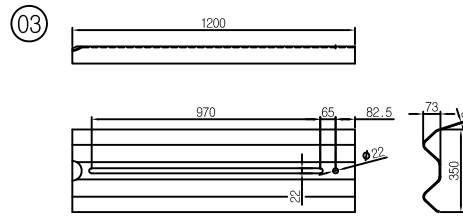
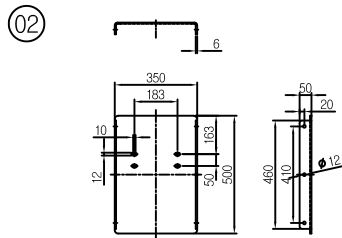
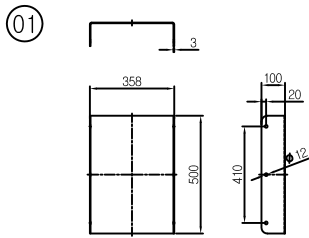


*노측 성토부용_단부처리시설_ET1(SeL_W358xL4750xH788)

NO	DISCRIPTION	Q'TY	SIZE	Material	Remark
12	지주캡	5	5"인치용	SS400	
11	부쉬	5	∅27*125	STK400	
10	출돌판 고정 BK	2	124*124*40*4.0t	SS400	
9	외셔 고정 BK	8	149*60*36*4.0t	SS400	
8	외셔_BK	8	160*136*35*4.0t	SS400	
7	매입지주(END POST)	1	∅139.8*1995*4.3t	STK400	용공이연도금
6	이동지주_상	4	210*215*600H	SS400,STK400	or
5	이동지주_하	4	210*215*986H	SS400,STK400	본체도장마감
4	연결레일	1	350*1200*73*3.9t	SS400	
3	기드레일	8	350*1200*73*3.9t	SS400	
2	출돌판 BK	1	350*50*500*6.0t	SS400	
1	출돌판	1	358*100*500*3.0t	SS400	

NO	DISCRIPTION	Q'TY	SIZE	Material	Remark
P10	평외셔	10	M10(10호)	SS400	
P09	평외셔	32	M16(16호)	SS400	
P08	육각너트	10	M10	SS400	
P07	육각볼트	10	M10x25	SS400	
P06	평외셔	13	M20(20호)	SS400	
P05	육각너트	16	M16	SS400	
P04	육각볼트	16	M16x65	SS400	
P03	육각너트	13	M20	SS400	
P02	육각볼트	8	M20x50	AISI51B20	
P01	육각볼트	5	M20x200	AISI51B20	

사업명							위치정보		
시설/공구							축척		
건설분야	건설단계	개정번호	날짜	개정내용	과업책임자	분야별책임자	설계자	도면번호	GCEK11-L11
								도면명	노측 성토부용 단부처리시설 ET1
								도면번호	W358xL4750xH788
								펼칠번호	



12	지주캡	5	5"인치용	SS400	-
11	부쉬	5	□27*125	STK400	-
10	충돌판_고정_BK	2	124*80*40*4.0t	SS400	-
09	와셔_고정_BK	8	149*60*38*4.0t	SS400	-
08	와셔_BK	8	160*136*35*4.0t	SS400	-
07	매립지주(END POST)	1	□139.8*1995*4.3t	STK400	-
06	이동지주_상	4	210*215*600	SS400,STK400	-
05	이동지주_하	4	210*215*986	SS400,STK400	-
04	연결레일	1	350*1200*73*3.9t	SS400	-
03	가드레일	8	350*1200*73*3.9t	SS400	-
02	충돌판_BK	1	350*50*500*6.0t	SS400	-
01	충돌판	1	358*100*500*3.0t	SS400	-

No	Description	Q'TY	Size	Material	Remark
Tolerance	DATE	2016.06.27	MATERIAL	-	Scale
3%	DESIGN	Byun.j.s	TITLE	ET1_2W_SA	N/S
	CHECK	-			Sheet
	APP'D	-	DWG NO.	-	Quantity